



***PRODUCT CATALOG***





Featuring a staggeringly wide range of market-proven classics plus outstanding new models, Lassa is a product of Brisa Bridgestone Sabanci Tyre Manufacturing Trading Inc. and provides a great selection of consumer and commercial tyres. Producing high quality tyres approved by independent test institutes, Lassa caters to drivers who require both safety and performance and expect maximum value for their money in their choice of tyre.

Let's discover now...

The logo for Lassa Tyres features a stylized red and white graphic element on the left, followed by the word "LASSA" in a bold, white, sans-serif font, and the word "TYRES" in a smaller, white, sans-serif font below it.



## BRISA - THE COMPANY BEHIND THE LASSA BRAND

Founded in 1988, Brisa is a joint venture between the Sabanci Group of Turkey and the Bridgestone Corporation of Japan.

Today Brisa is one of Europe's largest tyre producers with one of the world's largest tyre factories.

### **This modern facility in KentSA, Turkey:**

- Has a dedicated research and development center
- Is equipped with state-of-the-art design and production technology

### **Brisa's mission is to fulfill the expectations of:**

- Customers - by offering them products of superior quality with an outstanding service
- Partners - by maintaining a value-generating company
- Employees - by providing them with an excellent work environment
- Society - through maintaining superior performance in corporate citizenship

Brisa maintains high corporate standards and as a resource-conscious company supports sustainable development.

## QUALITY WITHOUT COMPROMISE...

Dedicated to the production of top-quality Lassa Tyres, Brisa manufactures at rigorous standards of quality control through the following widely recognized quality systems:

- ISO 9000: 2001 Quality Management Standards
- ISO/TS 16949: 2002 Automotive Industry Quality Management Systems Technical Specification
- ISO 14001: Environmental Management Standards

In addition Brisa's accreditations include:

1993 National Quality Award / 1996 European Quality Award

## GREAT COVERAGE...

Brisa supply Lassa Tyres:

- To high quality OEMs
- Over 70 countries worldwide through an impressive distributor network
- Through distributors who are specially selected for their location, logistics and experience





International Markets Network

■ Countries Lassa Tyres are sold

507,000 m<sup>2</sup>  
Covered Area

Over 6,000  
Sales Points

2,700+  
Employees

70+  
Countries



Lassa Tyres meet with consumers around the globe in 70+ countries via over 6,000 sales points as you're looking at this map.

LASSA TYRES LEADING PRODUCTS

PASSENGER



DRIVEWAYS **SPORT**



DRIVEWAYS



greenways



MULTIWAYS



SNOWWAYS **4\***



SNOWWAYS **3\***



ICEWAYS **2**


SUV



COMPETUS **R/P2**



COMPETUS **R/P**



COMPETUS **R/T2**



COMPETUS **WINTER 22**

LIGHT COMMERCIAL VEHICLE



transway **2**



transway **A/T**



MAXIWAYS **1.00S**



MAXIWAYS **1.10D**



MULTIWAYS-**C**



WINTUS **2**



LASSA TYRES LEADING PRODUCTS

PASSENGER



DRIVEWAYS **SPORT**



DRIVEWAYS



greenways



MULTIWAYS



SNOWWAYS **4\***



SNOWWAYS **3\***



ICEWAYS **2**

SUV



COMPETUS **H/P2**



COMPETUS **H/P**



COMPETUS **H/T2**



COMPETUS **WINTER 22**

LIGHT COMMERCIAL VEHICLE



transway **2**



transway **A/T**




MAXIWAYS **1.005**



MAXIWAYS **1.100**



MULTIWAYS-**C**



WINTUS **2**



***SUMMER*** | Driveways Sport  
Driveways  
Greenways



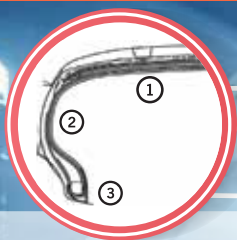
 **LASSA**  
TYRES

**DRIVEWAYS**  
 **SPORT**



**CHALLENGE THE ROAD**



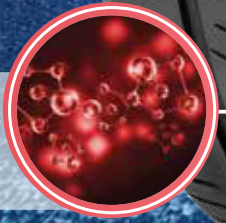


New construction with lighter weight provides better rolling resistance performance

- ① New carcass construction
- ② Low bead filler volume
- ③ Reduced sidewall gauge thickness



Narrower rib design provides heat reduction.



New technologies that help rubber volume without compromising from durability and provide better handling in all weather conditions



# DRIVEWAYS SPORT

High performance without compromising durability...  
 Driveways Sport is a "High performance" tyre developed for compact, medium, luxury and sportive car users who enjoy sporty driving style.

- Safety and control
- Better handling in all weather conditions
- Improved wet performance



## WET BRAKING




6% shorter wet braking performance

## DRY BRAKING



4% shorter dry braking performance

## ROBUSTNESS



Driveways Sport is the most durable tyre that lost air in highest speed within the competitors in TÜV Harsh Use Test.  
 \*TÜV Test Report (Report No: 713085909-DS-BM, July - September 2016, size 225/45 R17 94Y XL

## SIZE LIST

Tread Width	Series	Rim	Load Index	Speed Code	XL				
255	40	20	101	Y	XL	E	B	2	72
295	35	20	105	Y	XL	C	B	1	72
255	35	20	97	Y	XL	E	B	2	72
255	40	19	100	Y	XL	E	B	2	72
245	40	19	98	Y	XL	C	B	2	72
255	35	19	96	Y	XL	E	B	2	72
235	35	19	91	Y	XL	C	B	2	72
225	35	19	88	Y	XL	E	B	2	72
245	50	18	104	Y	XL	E	B	2	72
245	50	18	95	Y	XL	E	B	2	72
255	45	18	103	Y	XL	C	B	2	72
235	45	18	98	Y	XL	E	B	2	72
245	40	18	97	Y	XL	E	B	2	72
235	40	18	95	Y	XL	C	B	2	72
225	40	18	92	W	XL	E	B	2	72
225	40	18	92	Y	XL	E	B	2	72
255	35	18	94	Y	XL	E	B	2	72
245	45	17	99	Y	XL	C	B	2	72
235	45	17	97	Y	XL	E	B	2	72
225	45	17	94	Y	XL	E	B	2	72
215	45	17	91	Y	XL	E	B	2	72
205	45	17	88	W	XL	E	B	2	72
245	40	17	95	Y	XL	E	B	2	72



 **LASSA**  
TYRES

**DRIVEWAYS**




**ENJOY THE DRIVE**

**New Design**  
 - Improved dry handling performance  
 - Longer wear life



**New Carcass Shape**  
 - Consistent surface contact  
 - Regular wear optimization  
 - Longer wear life

**Improved Tread Compound**  
 - Shorter break distance  
 - Lower rolling resistance  
 provides fuel efficiency

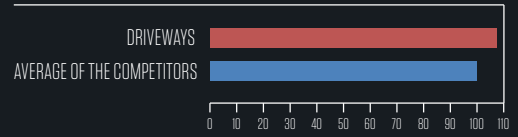


# DRIVEWAYS

Performance and comfort without compromising durability...  
 Driveways is a "Comfort tyre" developed for a considerably wide vehicle pool ranging from middle class sedans to upper class comfort automobiles.

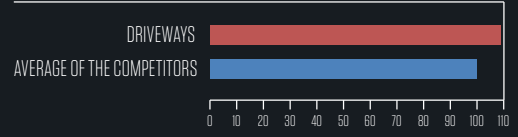
- Comfort
- Improved dry & wet handling
- Longer wear life

## WET BRAKING



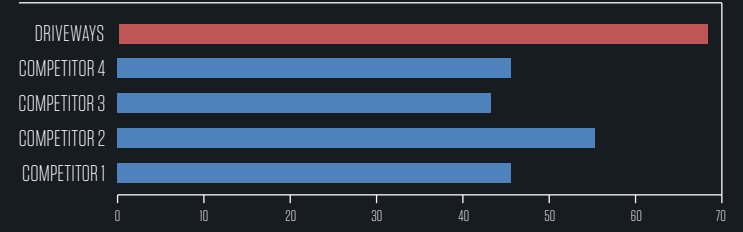
8% shorter dry braking performance

## ROLLING RESISTANCE



9% lower rolling resistance

## ROBUSTNESS



\*TUV Test Report (Report No: 713095873-DS-TM, November 2016, size 205/55 R16 91V

## SIZE LIST


Tread Width	Series	Rim	Load Index	Speed Code	XL				
245	45	18	100	Y	XL	C	B	2	71
245	45	18	100	W	XL	B	B	2	71
235	45	18	98	W	XL	B	B	2	71
235	55	17	103	W	XL	B	B	2	71
225	55	17	101	Y	XL	C	B	2	71
225	55	17	101	W	XL	B	B	2	71
215	55	17	94	W	-	B	B	2	71
205	55	17	95	W	XL	B	B	2	71
225	50	17	98	Y	XL	C	B	2	71
225	50	17	98	W	XL	B	B	2	71
215	50	17	95	W	XL	B	B	2	71
205	50	17	93	W	XL	B	B	2	71
245	45	17	95	W	-	B	B	2	71
235	45	17	97	W	XL	B	B	2	71
225	45	17	91	W	-	C	B	2	71
215	45	17	91	W	XL	B	B	2	71
215	60	16	99	V	XL	B	B	2	71
205	60	16	92	V	-	B	B	2	71
225	55	16	95	W	-	B	B	2	71
225	55	16	99	W	XL	B	B	2	71
215	55	16	93	V	-	C	B	2	71
215	55	16	97	W	XL	B	B	2	71
205	55	16	91	V	-	B	B	2	71
205	55	16	94	W	XL	C	B	2	71
205	50	16	87	W	-	B	B	2	71
215	45	16	90	V	XL	*TBA			
205	45	16	87	W	-	C	B	2	71
195	45	16	84	V	XL	C	B	2	71
205	65	15	94	V	-	C	B	2	71
195	65	15	91	V	-	C	B	2	71
205	60	15	91	V	-	B	B	2	71
195	60	15	88	V	-	C	B	2	71
195	55	15	85	V	-	C	B	2	71
185	55	15	82	V	-	C	C	2	70

\*New sizes will be released within 2019



 **LASSA**  
TYRES

*Greenways*



*NATURAL SELECTION*





# Greenways

## Natural Selection

Created for maximum driving pleasure, perfected by nature

With low rolling resistance you will have a lighter touch on nature as well as on your resources

- Long tread wear life
- Durability
- Fuel efficiency

## SIZE LIST

Tread Width	Series	Rim	Load Index	Speed Code	XL				
205	55	16	91	V	-	C	B	2	69
195	55	16	87	V	-	C	B	2	69
195	50	16	88	V	XL	C	B	1	68
195	65	15	91	H	-	C	B	2	70
195	65	15	95	H	XL	C	B	2	71
185	65	15	88	H	-	C	B	2	70
185	65	15	92	T	XL	C	B	2	71
175	65	15	84	H	-	C	B	2	70
165	65	15	81	H	-	*TBA			
195	60	15	88	H	-	C	B	2	70
185	60	15	84	H	-	C	B	2	70
185	60	15	88	H	XL	C	B	2	71
195	50	15	82	V	-	C	B	2	69
175	80	14	88	T	-	*TBA			
195	70	14	91	T	-	C	B	2	70
185	70	14	88	H	-	C	B	2	70
175	70	14	88	T	XL	C	B	2	71
175	70	14	84	T	-	C	B	2	70
165	70	14	81	T	-	C	B	2	70
165	70	14	85	T	XL	C	B	2	71
185	65	14	86	H	-	C	B	2	70
175	65	14	82	H	-	C	B	2	70
175	65	14	86	T	XL	C	B	2	71
165	65	14	79	T	-	C	C	2	69
155	65	14	75	T	-	C	C	2	69
205	60	14	88	H	-	B	B	2	69
185	60	14	82	H	-	C	B	2	70
165	60	14	75	H	-	C	B	2	70
185	55	14	80	H	-	C	B	2	70
165	80	13	83	T	-	C	C	2	70
155	80	13	79	T	-	E	C	2	69
185	70	13	86	T	-	C	B	2	70
175	70	13	82	T	-	C	C	2	69
165	70	13	79	T	-	C	C	2	70
155	70	13	75	T	-	C	C	2	69
185	65	13	77	T	-	C	B	2	70
155	65	13	73	T	-	C	C	2	69

\*New sizes will be released within 2019



***ALL SEASON*** | Multiways



 **LASSA**  
TYRES

 **MULTIWAYS**



***PLEASURE FOR ALL SEASONS DRIVING***





## SNOWAYS ERA PATTERN


Better snow performance due to winter oriented pattern

### HIGH NUMBER OF BLOCKS WITH HIGH SIPE DENSITY

Enhance the "edge effect", which employs more biting edges that increase snow traction.

### BLOCKS WITH HYDRODYNAMIC SHAPE

Reduce the turbulence in water flowing around tread block and help decreasing the risk of aquaplaning



## "MULTI-SEASON" COMPOUND & LIGHTER CONSTRUCTION

- Improved wet performance
- Improved rolling resistance



### New All Season Tyre for Passenger Cars

For mild winter condition areas, sufficient winter performance compared to summer tyre & comply with winter regulation.

- Non-compromise from safety and durability
- Compliance with EU Regulation (R117)
- Have Snow Flake and M+ S marking
- Improved WET & DRY performance compared to Snoways Era



## SIZE LIST

Tread Width	Series	Rim	Load Index	Speed Code	XL				
225	40	18	93	W	XL	*TBA			
225	55	17	101	W	XL	E	C	2	72
225	50	17	98	W	XL	E	C	2	72
225	45	17	94	W	XL	E	C	2	72
215	60	16	99	V	XL	E	C	2	72
205	60	16	96	V	XL	E	C	2	71
215	55	16	97	V	XL	E	C	2	72
205	55	16	94	V	XL	E	C	2	71
195	55	16	91	V	XL	E	C	2	71
195	65	15	95	V	XL	E	C	2	71
185	65	15	92	V	XL	E	C	2	71
195	60	15	88	V	XL	E	C	2	71
185	60	15	88	V	XL	E	C	2	71
185	65	14	86	H	XL	E	C	2	71
175	65	14	86	H	XL	E	C	2	71
165	70	14	85	T	XL	*TBA			

\*New sizes will be released within 2019







**LASSA** | **COMPETUS** H/P2  
TYRES



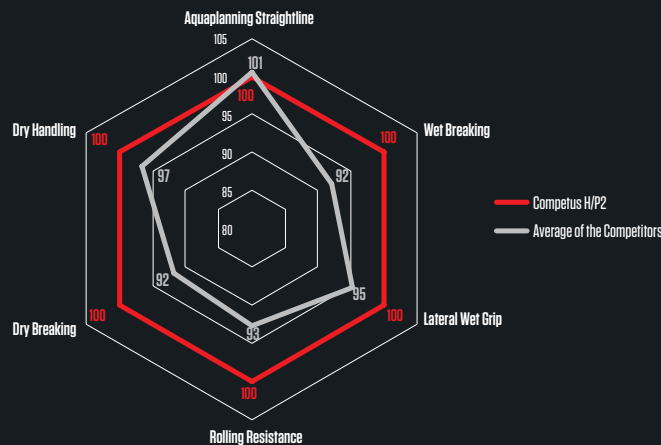
**ENJOY THE DRIVE**





## TEST RESULTS

Competus H/P 2 performs better than average of its competitors both in dry and wet conditions.\*



\* TÜV Tire Test Mark Test (Report No. 713128383-2, April 2018, size 215/65R16 102V)

## SIZE LIST


Tread Width	Series	Rim	Load Index	Speed Code	XL				
275	45	21	110	Y	XL	C	B	1	72
295	25	21	107	Y	XL	*TBA			
255	55	20	110	Y	XL	*TBA			
265	50	20	111	Y	XL	*TBA			
275	45	20	110	Y	XL	*TBA			
255	45	20	105	W	XL	C	B	2	71
245	45	20	103	Y	XL	*TBA			
275	40	20	106	Y	XL	*TBA			
255	55	19	111	Y	XL	*TBA			
235	55	19	105	Y	XL	B	B	1	72
225	55	19	99	V	-	C	B	2	71
265	50	19	110	Y	XL	C	B	2	72
255	50	19	107	Y	XL	*TBA			
235	50	19	103	W	XL	C	B	2	72
265	45	19	111	W	XL	C	B	1	72
275	45	19	108	Y	XL	C	B	2	72
245	45	19	102	W	XL	C	B	1	72
225	45	19	96	W	XL	C	B	2	71
265	60	18	110	V	-	C	B	2	71
255	55	18	109	Y	XL	E	B	2	73
255	55	18	109	Y	XL	*TBA			
225	55	18	98	V	-	*TBA			
225	50	18	95	Y	XL	*TBA			
245	65	17	111	H	XL	C	B	2	72
225	65	17	102	V	-	*TBA			
215	65	17	99	V	-	*TBA			
235	60	17	102	V	-	C	B	2	71
215	60	17	100	V	XL	*TBA			
215	65	16	102	V	XL	C	B	2	71
235	60	16	100	V	-	*TBA			

\*New sizes will be released within 2019

# COMPETUS H/P 2

Without compromising dry performance, **improved wet performance** and **rolling resistance** with **increased wear life**.

**On-road** usage tyre developed for **compact, medium and luxury SUV** users who are expecting **high performance driving**.



### NEW COMPOUND & NEW CONSTRUCTION

- 1-Low bead filler volume
- 2- New carcass construction
- 3- Reduced inner liner
- Consistent surface contact
- Improved RRC
- Regular wear optimization
- Longer wearlife

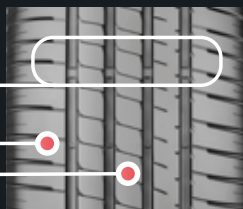


### NEW PATTERN

4 main wide grooves to evacuate water fast and increase wet performance

Shallow lug groove was extended to main groove

M shape blade is applied





 **LASSA**  
TYRES

**COMPETUS**  H/P



**ENJOY THE DRIVE**









# COMPETUS H/P

High Performance tyre for Premium SUVs

- Sporty design
- Silica content enhancing wet performance
- Design for 100% asphalt usage

## SIZE LIST

Tread Width	Series	Rim	Load Index	Speed Code	XL				
295	35	21	107	V	XL	E	B	1	70
255	50	20	109	Y	XL	G	B	1	70
275	45	20	110	Y	XL	E	C	2	70
275	40	20	106	Y	XL	E	C	2	73
255	55	19	111	W	XL	E	B	1	70
255	50	19	107	Y	XL	E	B	1	70
255	60	18	112	V	XL	E	B	2	72
235	60	18	107	W	XL	E	B	2	72
225	60	18	100	V	-	E	A	3	72
255	55	18	109	W	XL	E	B	2	73
235	55	18	100	V	-	E	B	3	73
225	55	18	98	V	-	F	A	2	71
215	55	18	99	V	XL	E	A	2	72
235	50	18	97	V	-	E	B	2	71
235	65	17	108	V	XL	E	B	2	71
225	65	17	102	V	-	E	A	3	72
255	60	17	106	V	-	F	B	2	71
225	60	17	99	V	-	E	B	2	71
215	60	17	96	V	-	E	B	3	72
235	55	17	103	V	XL	E	B	2	72
225	55	17	101	W	XL	E	B	2	72
215	60	16	99	V	XL	E	A	2	70



 **LASSA**  
TYRES

**COMPETUS**  A/T 2



**CHALLENGE THE NATURE**



# COMPETUS A/T 2

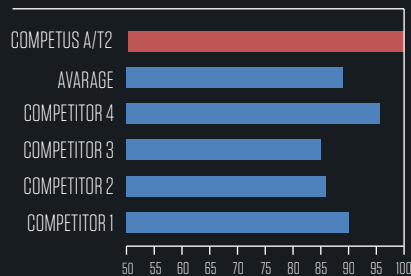
**Redefinition of Toughness...**

Competus A/T 2 is an "All-Terrain" tyre developed for **Pick-Ups** and **4x4 SUVs** with **improved Wet Performance** and **Lower Rolling Resistance** compared to previous pattern.

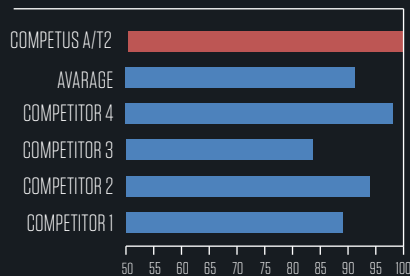
- More aggressive pattern and appealing look
- Improved wet performance
- Lower rolling resistance



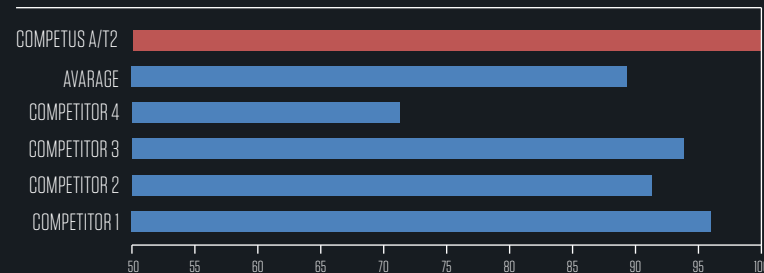
## WET BRAKING







## LATERAL WET GRIP



## ROLLING RESISTANCE



## SIZE LIST

Tread Width	Series	Rim	Load Index	Speed Code	XL				
265	60	18	110	T	-	E	C	2	72
255	60	18	112	T	XL	C	C	2	72
265	65	17	112	T	-	E	C	2	72
255	65	17	110	T	-	E	C	2	72
245	65	17	111	T	XL	C	C	2	72
235	65	17	108	T	XL	C	C	2	72
205	80	16	104	T	XL	E	C	2	72
265	70	16	112	T	-	C	C	2	72
255	70	16	111	T	-	C	C	2	72
245	70	16	111	T	XL	C	C	2	72
235	70	16	106	T	-	E	C	2	71
225	70	16	102	T	-	E	C	2	71
215	65	16	102	T	XL	E	C	2	72
215	80	15	102	T	-	E	C	2	71
195	80	15	96	T	-	E	C	2	71
235	75	15	109	T	XL	E	C	2	72
265	70	15	112	T	-	E	C	2	72
205	70	15	96	T	-	E	C	2	71



***SUMMER***

Transway 2

Transway A/T

Maxiways 100 S

Maxiways 110 D



 **LASSA**  
TYRES

 transway2



***RELIABLE BUSINESS PARTNER***





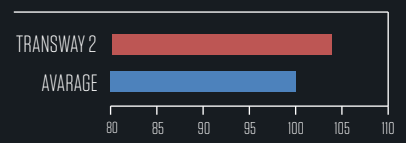
# transway 2

## New Generation LCV Tyre

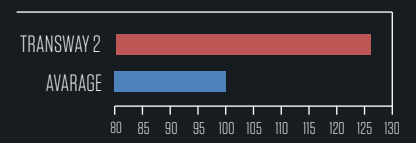
Transway 2 is a Light Commercial Tyre developed for new generation of Light Commercial Vehicles which ensures **safety** and **efficiency**.

- **Safety** and **efficiency**
- **Lower rolling resistance**
- **Improved wet & dry performance**

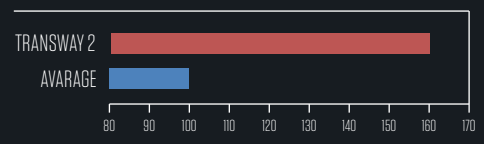
### DRY BRAKING



### ENDURANCE ADVANCED



### HIGH SPEED DURABILITY



## SIZE LIST

Tread Width	Series	Rim	Load Index	Speed Code	XL				
225	75	16C	118/116	R	-	C	B	2	71
225	75	16C	121/120	R	-	*TBA			
215	75	16C	116/114	R	-	C	B	2	71
205	75	16C	113/111	R	-	C	B	2	71
195	75	16C	107/105	R	-	C	B	2	71
185	75	16C	104/102	R	-	E	B	2	71
235	85	16C	115/113	R	-	C	B	2	71
235	85	16C	121/119	Q	-	C	B	2	71
225	85	16C	112/110	R	-	C	B	2	71
215	85	16C	109/107	T	-	E	B	2	71
205	85	16C	107/105	T	-	C	B	2	71
195	85	16C	104/102	R	-	C	B	2	71
195	80	16C	99/97	T	-	C	B	2	71
225	70	15C	112/110	R	-	E	B	2	71
215	70	15C	109/107	S	-	E	B	2	71
205	70	15C	106/104	R	-	C	B	2	71
195	70	15C	104/102	R	-	E	B	2	71
215	85	15C	104/102	T	-	C	B	2	71
205	85	15C	102/100	T	-	E	B	2	71
195	80	14C	106/104	R	-	E	B	2	71
175	75	14C	99/98	T	-	C	B	2	71
165	70	14C	89/87	R	-	C	B	2	71
175	85	14C	90/88	T	-	E	B	2	71

\*New sizes will be released within 2019



 **LASSA**  
TYRES

 transway A/T



***RELIABLE BUSINESS PARTNER***





TEST DRIVER EVALUATION	LC/T	TRANSWAY	TRANSWAY A/T
Mud Traction	6	5,50	5,75
Cornering	6	5,75	5,75
Brake on Mud Surface	6	5,25	5,50

\*Test drive conducted by Brisa Field Engineering Team with Mercedes 312D Panelvan, test drive size 225/70R15

### SIZE LIST

Tread Width	Series	Rim	Load Index	Speed Code	XL				
215	75	16C	118/114	Q	-	E	C	2	71
205	75	16C	113/111	Q	-	E	C	2	71
185	75	16C	104/102	R	-	E	C	2	71
235	65	16C	121/119	Q	-				
225	70	15C	112/110	R	-	E	C	2	71

## transway A/T

Balanced performance for all weather conditions & incity/intercity roads with **M + S** marking;

- Better mud performance than summer tyres
- Better wet performance than summer tyres
- Better dry performance than winter tyres



 **LASSA**  
TYRES

**MAXIWAYS 100S**



***MOVE YOUR BUSINESS FORWARD***





Maxiways 100S pattern can be located on **the front axles** of suitable size trucks, vans, midibuses and buses; can also be used on drive axles of buses and midibuses in summer and mild winter conditions.

## SIZE LIST

Tread Width	Series	Rim	Load Index	Speed Code	XL				
245	75	17.5	134/132	M	-	E	A	2	72
235	75	17.5	132/130	M	-	E	A	2	73
225	75	17.5	129/127	M	-	D	B	2	73
215	75	17.5	126/124	M	-	E	B	1	69

## MAXIWAYS 100S

### DURABLE

13% longer life due to renewed tread compound

### PROVIDENT

Reduces fuel consumption with low Rolling Resistance

### SUITABLE MUD&SNOW USAGE

**M+S** Mud+Snow & 3 PMSF sidewall marking



 **LASSA**  
TYRES

**MAXIWAYS 1100**



***MOVE YOUR BUSINESS FORWARD***





**Maxiways 1100** pattern can be used on **drive axles** of suitable size trucks, vans, buses and midibuses in all weather conditions.

SIZE LIST

Tread Width	Series	Rim	Load Index	Speed Code	XL				
235	75	17.5	132/130	M	-	D	A	1	73
225	75	17.5	129/127	M	-	D	A	1	73
215	75	17.5	126/124	M	-	D	B	1	73
245	70	17.5	129/127	M	-	D	B	1	73

**MAXIWAYS 1100**

**DURABLE**  
Longer life due to renewed tread compound

**SUITABLE MUD & SNOW USAGE**

**M+S**  Mud+Snow & 3 PMSF sidewall marking

**TRACTION**  
Reclaimed pattern improved traction and reduced risk of aquaplanning.







***ALL SEASON*** | Multiways-C

**LASSA**  
TYRES

 **MULTIWAYS-C**



***PLEASURE FOR ALL SEASONS DRIVING***

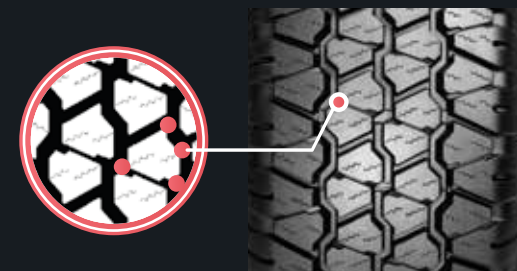




Combination of Wintus pattern with All-Season Compound which is compatible with winter regulation

### Wintus Pattern

- Its deep tread design and multi edged block geometry provide better traction, longer tread life
- Zigzag sipes increase grip on wet and snowy roads
- Staggered block series on the shoulder provide extra traction.



### SIZE LIST

Tread Width	Series	Rim	Load Index	Speed Code	XL				
215	75	16C	113/111	Q	-	F	B	2	73
205	75	16C	113/111	Q	-	F	B	2	73
195	75	16C	107/105	Q	-	F	B	1	72
185	75	16C	104/102	R	-	F	C	2	73
175	75	16C	101/99	Q	-	G	B	1	71
235	65	16C	115/113	R	-	C	B	2	74
225	70	15C	112/110	R	-	F	C	2	75
195	70	15C	104/102	R	-	G	B	1	72
205	65	15C	102/100	R	-	F	C	2	73
195		14C	106/104	Q	-	F	B	1	72
185		14C	102/100	Q	-	F	B	1	72
165	70	14C	89/87	R	-	F	E	1	71

## MULTIWAYS-C

### All-Season Compound

- Improved RRC
- Snow Flake & **M+S** markings
- Compatible with new AB standard (R117-02)





---

## JAPAN MOTORS TRADING COMPANY LIMITED

---

**WEBSITE :** [www.japanmotors.com](http://www.japanmotors.com) **EMAIL:** [lassa@japanmotors.com](mailto:lassa@japanmotors.com)

**ACCRA, Graphic Road**  
South Industrial Area,  
P. O. Box 5216, Accra  
Tel: +233 (244) - 338 393

**ACCRA, Silver Star Tower**  
Ground Floor,  
Airport City, Accra.  
Tel: +233 (302) - 768 849-51

**TEMA**  
Cocoa Processing Road  
P.O. Box 199, Tema.  
Tel: +233 (303) - 204 169

**KUMASI**  
P. O. Box 6015 Kumasi,  
Prempeh 1 Street Adum.  
Tel: +233 (322) - 030 200

**TAMALE**  
P. O. Box TL Tamale,  
Kumasi Road.  
Tel: +233 (372) - 022 125

**TAKORADI**  
P. O. Box MC 257, Paa  
Grant Avenue. Takoradi.  
Tel: +233 (554) - 391 153

---

---

## BRISA BRIDGESTONE SABANCI TYRE MANUFACTURING AND TRADING.

---

### SALES&MARKETING

Brisa Bridgestone Sabancı  
Tyre Manufacturing and Trading INC  
Kısıklı Caddesi Şehit Teğmen İsmail Moray Sk.  
No: 2/1 34662 Altunizade / İstanbul / Turkey  
Phone: +90 216 544 3500  
Fax: +90 216 544 3535  
Email: [lassainfo@brisa.com.tr](mailto:lassainfo@brisa.com.tr)

### HEAD OFFICE

Brisa Bridgestone Sabancı  
Tyre Manufacturing and Trading INC  
Alikahya / İzmit / Turkey  
Phone: +90 262 316 4000  
Fax: +90 262 316 4040  
Email: [brisa.info@brisa.com.tr](mailto:brisa.info@brisa.com.tr)  
[www.lassa.com](http://www.lassa.com)

---